

M-A6 / M-A6L

All the great sound in one place.


The one unique 3-way column system.




Easy. Compact. Modular.

M-A6 and M-A6L are true craftsmanship build loudspeaker systems. With the compact dimensions and the unique SE sound, these 3-way column systems are the perfect choice if you focus on smaller events, maximum mobility and speech applications.

It's time to change the game ...



se-audiotechnik.com



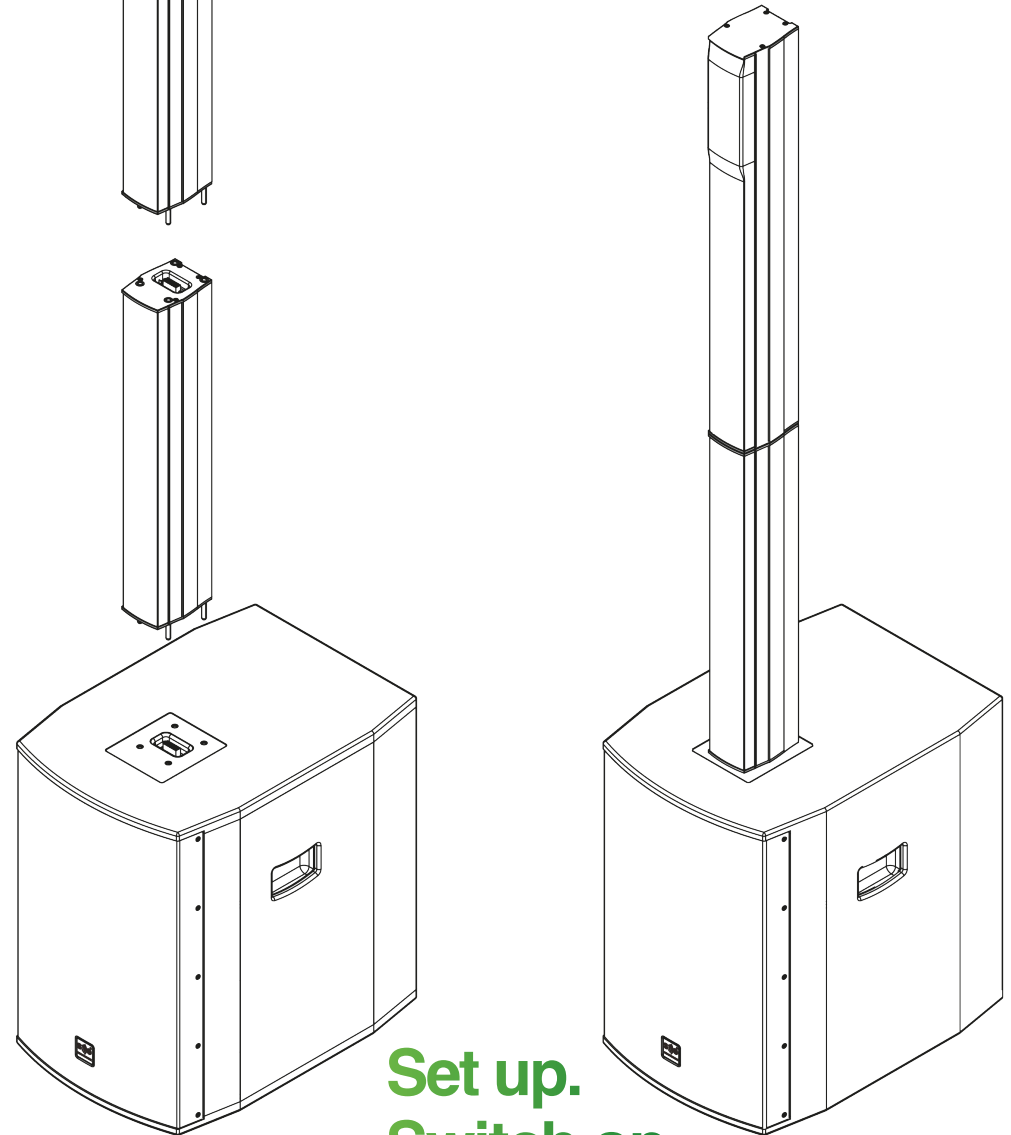
Great Performance

The **M-Line column speaker** systems feature a smart 3-way design for high speech intelligibility and a balanced yet powerful sound - from the lows to the highs.

The columns consist of twelve low-midrange drivers and four tweeters equipped with a custom multicell waveguide, providing a perfect coverage in the near and far field.

The integrated Class D power amplifiers provide maximum power at minimum weight. The integrated signal processing (DSP) and the ease of use make **M-A6** and **M-A6L** reliable partners for a variety of different applications.

**Easy
Handling.**



**Set up.
Switch on.
Get started.**

M-Line Column Systems

Always well equipped.

Every **M-Line column system** is designed and manufactured by SE AUDIOTECHNIK. The unique features and matched components allow you to run the system with minimal effort and resources. The easy handling and the customized amplifiers with integrated DSP ensure super-fast and impressive results. Our **M-Line** column systems are also equipped with features you really need.



Bluetooth®

Use a wireless Bluetooth® V5.0 connection for easy audio streaming. Profile: A2DP v1.3.1, AVRCP v1.6 A2DP codec: SBC, aptX, aptXHD

TWS

True Wireless Stereo
Connect two M-A6 or M-A6L with the integrated TWS Bluetooth†-Option and build a stereo system.

LINE IN/OUT

Connect a TRS- or XLR-Cable with the source audio signal to the balanced Line Input and use the buffered and balanced Line Output to through-pass the signal.

MASTER/SUB VOLUME

Control the all over level of the column system with the MASTER Volume and use the SUB volume to adjust the level of the subwoofer to the exact amount of low end you need.


Perfect.

Sound with SE AUDIOTECHNIK column speakers.


Great sound needs a powerful foundation.
But every application is different and needs
to be addressed individually.

That's why we have equipped the column
speakers of the M-Line with two different
subwoofers.

Choose from a 12" or a 15" subwoofer.



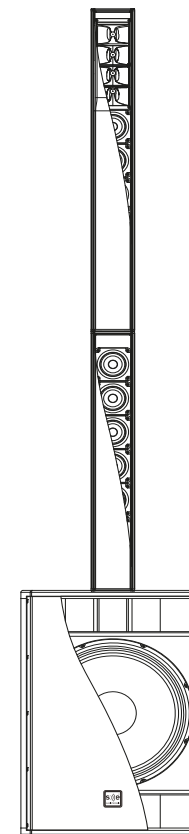
se-audiotechnik.com



M-A6

Sub	12"
Range (-10 dB)*	40 Hz to 20 kHz
max. Peak SPL*	up to 137 dB
cont. max. SPL*	up to 124 dB
Total power	1000 Watt

* Half Space



M-A6L

Sub	15"
Range (-10 dB)*	38 Hz to 20 kHz
max. Peak SPL*	up to 138 dB
cont. max. SPL*	up to 125 dB
Total power	1000 Watt

* Half Space

Great sound in one place.

Experience M-A6 and M-A6L



AUDIOTECHNIK

SE - M-Line column speaker systems -

brochure - v202305

SE AUDIOTECHNIK


No.8 Development Road Huimin

Jiashan County, Zhejiang 314112

P.R.China

☎ Phone: +86-573-84646266-7365 | WeChat: 13758305469

✉ info@se-audiotechnik.com



se-audiotechnik.com